

## Morgan Stanley Investment Funds

## Global Property Fund

(Accumulation Share Class)

## Investment Objective

Long term growth of your investment.

## Investment Approach

We seek attractive long-term, risk-adjusted returns by investing in publicly traded real estate securities we believe offer the best value relative to their underlying assets and earnings. This dual focus for the identification of value allows us to appreciate the going concern valuation of the company as well as the liquidation value of the tangible property portfolio. We utilize proprietary research to assess both real estate specific factors and broader equity market factors, as well as Environmental, Social and Governance (ESG) factors to calculate appropriate valuation metrics. Top-down considerations are also incorporated into the portfolio construction process and the Team may integrate forecasted fundamental inflections, macroeconomic considerations, geopolitical and country risk assessments, among other factors.

## Investment Team

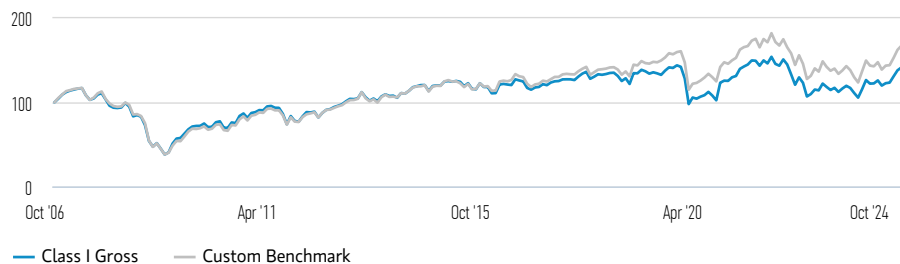
	JOINED FIRM	YEARS OF INDUSTRY EXPERIENCE
Laurel Durkay, CFA, Head of Global Listed Real Assets	2020	23
Angeline Ho, Managing Director	1997	32
Desmond Foong, Managing Director	2011	20
Simon Robson Brown, Managing Director	2022	23

Team members may be subject to change at any time without notice.

## Class I Shares (% net of fees) vs. Index in USD

Performance of 100 USD Invested Since Inception (Cash Value)

Past performance is not a reliable indicator of future results.

Investment Performance (% net of fees) in USD<sup>†</sup>

	Cumulative (%)				Annualised (% p.a.)			
	1 M	3 M	YTD	1 YR	3 YR	5 YR	10 YR	INCEPTION
Class I Gross	-3.39	4.46	8.06	29.46	-3.02	-0.70	1.36	1.75
Custom Benchmark	-5.08	3.90	6.09	28.46	-3.24	0.06	2.96	2.60

## 12 Month Performance Periods to Latest Month End (%)

	OCT'23	OCT'22	OCT'21	OCT'20	OCT'19	OCT'18	OCT'17	OCT'16	OCT'15	OCT'14
	-OCT'24	-OCT'23	-OCT'22	-OCT'21	-OCT'20	-OCT'19	-OCT'18	-OCT'17	-OCT'16	-OCT'15
Class I Gross	29.46	-3.89	-26.68	4.6.29	-27.65	12.95	-0.89	7.99	-4.56	2.75
Class I Net	--	--	--	--	--	--	--	--	--	-0.34
Custom Benchmark	28.46	-6.03	-24.95	4.0.28	-21.10	19.18	-0.21	9.05	-0.42	3.39

All performance data is calculated NAV to NAV. The sources for all performance and Index data is Morgan Stanley Investment Management.

Gross figure shown assumes reinvestment of all distributions and deduction of fund level costs, but does not reflect the deduction of any sales charge applicable at investor level.

Net figure shown assumes reinvestment of all distributions and deduction of fund level costs, which include the deduction of the Management, trustee/custodian and administration charges and the maximum sales charge applicable at investor level that may be taken out of your money before it is invested. Please see the Fund's current prospectus and the share class' Key Investor Information Document for complete details on fees and sales charges.

<sup>†</sup> Example: An investor wishes to purchase shares of USD 100. At the maximum sales charge of 5.75% the investor has to expend USD 106.10. The sales charge is only incurred upon subscription.

The value of the investments and the income from them can go down as well as up and an investor may not get back the amount invested.

## GLOBAL LISTED REAL ASSETS TEAM

Share Class	CLASS I
Currency	U.S. dollars
ISIN	LU0266114668
Bloomberg	MORGPRI LX
Inception date	31 October 2006
Net asset value	\$ 34.19

## Fund Facts

Launch date	31 October 2006
Base currency	U.S. dollars
Primary benchmark	FTSE EPRA Nareit Developed Net Total Return Index
Custom benchmark	Blended Benchmark
Total net assets	\$ 118.42 million
Structure	Luxembourg SICAV
SFDR Classification <sup>A</sup>	Article 8

Charges (%)	CLASS I
Max Entry Charge	3.00
Ongoing Charges	1.04
Management Fee	0.85

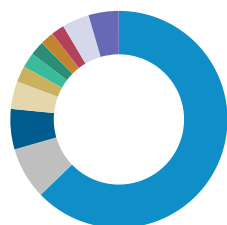
Entry Charge is a maximum possible figure. In some cases you might pay less, you can find this out from your financial adviser. Ongoing Charges reflect the payments and expenses incurred during the fund's operation and are deducted from the assets of the fund over the period. It includes fees paid for investment management (Management Fee), trustee/custodian, and administration charges. For more information please see the Charges and Expenses section of the prospectus.

Subscriptions (USD)	CLASS I
Minimum initial investment	0
Minimum subsequent investment	0

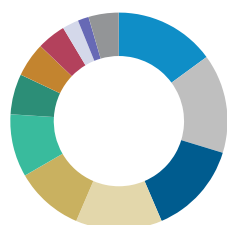
Statistics (3 Year Annualised)	CLASS I	INDEX
Excess Return (%)	0.22	--
Alpha (%)	-0.35	--
Beta	0.92	1.00
Information ratio	0.05	--
R squared	0.96	1.00
Sharpe ratio	-0.36	-0.35
Tracking error (%)	4.07	--
Volatility (Standard deviation) (%)	18.75	20.01

Risk/Return statistics shown are calculated versus the Custom Benchmark when an Index is used in the calculation.

Characteristics	FUND
Active share (%)	41.16
Dividend Yield (%)	3.31
Number of holdings	80
Weighted average market capitalization (\$B)	35.31

**Top Countries (% of Total Net Assets)<sup>1</sup>**

	FUND
United States	65.25
Japan	8.03
Australia	6.25
United Kingdom	4.28
Singapore	2.50
Germany	2.31
Hong Kong	2.22
France	2.13
Canada	2.03
Other	4.20
Cash	4.68

**Sector Allocation (% of Total Net Assets)<sup>1,2</sup>**

	FUND
Residential	15.53
Retail	15.32
Diversified	14.40
Health Care	13.36
Industrial	10.62
Data Centers	9.72
Self Storage	6.25
Specialty	5.32
Office	4.44
Lodging/Resorts	2.52
Other	1.70
Cash	4.68

**Top Holdings (% of Total Net Assets)<sup>3</sup>**

	FUND
Welltower Inc	6.58
Equinix Inc	5.82
Prologis Inc	5.06
AvalonBay Communities Inc	4.20
Digital Realty Trust Inc	3.59
Public Storage Inc	3.29
Goodman Group	3.15
VICI Properties Inc	2.65
Simon Property Group	2.60
Agree Realty Corp	2.51
<b>Total</b>	<b>39.45</b>

<sup>1</sup> This Fund is classified as an Article 8 product under the Sustainable Finance Disclosure Regulation. Article 8 products are those which promote environmental or social characteristics and which integrate sustainability into the investment process in a binding manner.

<sup>2</sup> May not sum to 100% due to the exclusion of other assets and liabilities.

<sup>3</sup> For additional information regarding sector classification/definitions please visit

[www.msci.com/gics](http://www.msci.com/gics) and the glossary at [www.morganstanley.com/im](http://www.morganstanley.com/im).

<sup>3</sup> These securities and percentage allocations are only for illustrative purposes and do not constitute, and should not be construed as, investment advice or recommendations with respect to the securities or investments mentioned.

Please refer to the Prospectus for full risk disclosures, available at [www.morganstanleyinvestmentfunds.com](http://www.morganstanleyinvestmentfunds.com). All data as of 31.10.2024 and subject to change daily.

Applications for shares in the Fund should not be made without first consulting the current Prospectus and the Key Information Document ("KID") or Key Investor Information Document ("KIID"), which are available in English and in the official language of your local jurisdiction at [morganstanleyinvestmentfunds.com](http://morganstanleyinvestmentfunds.com) or free of charge from the Registered Office of Morgan Stanley Investment Funds, European Bank and Business Centre, 6B route de Trèves, L-2633 Senningerberg, R.C.S. Luxembourg B 29 192.

Information in relation to sustainability aspects of the Fund and the summary of investor rights is available at the aforementioned website.

If the management company of the relevant Fund decides to terminate its arrangement for marketing that Fund in any EEA country where it is registered for sale, it will do so in accordance with the relevant UCITS rules.

**DEFINITIONS**

**Active Share** is a measure of the percentage of stock holdings in a managers portfolio that differ from the benchmark index (based on holdings and weight of holdings). Active Share scores range from 0%-100%. A score of 100% means you are completely different from the benchmark. Active Share calculation may consolidate holdings with the same economic exposure. **Alpha** (Jensen's) is a risk-adjusted performance measure that represents the average return on a portfolio or investment above or below that predicted by the capital asset pricing model (CAPM) given the portfolio's or investment's beta and the average market return. Prior to 6/30/2018 Alpha was calculated as the excess return of the fund versus benchmark. **Beta** is a measure of the relative volatility of a fund to the market's upward or downward movements. A beta greater than 1.0 identifies an issue or fund that will move more than the market, while a beta less than 1.0 identifies an issue or fund that will move less than the market. The Beta of the Market is always equal to 1. **Bloomberg** stands for Bloomberg Global Identifier (BBGID). This is a unique 12 digit alphanumeric code designed to enable the identification of securities, on a Bloomberg Terminal. The Bloomberg Terminal, a system provided by Bloomberg L.P., enables analysts to access and analyse real-time financial market data. Each Bloomberg code starts with the same BBG prefix, followed by nine further characters that are listed for each share class of the Sub-Fund. **Cash & Equivalents** are defined as the value of assets that can be converted into cash immediately. These include commercial paper, open FX transactions, Treasury bills and other short-term instruments. Such instruments are considered cash equivalents because

**Share Class I Risk and Reward Profile**

- The fund may be impacted by movements in the exchange rates between the fund's currency and the currencies of the fund's investments.
- There are additional risks associated with investing in real estate.
- The fund relies on other parties to fulfill certain services, investments or transactions. If these parties become insolvent, it may expose the fund to financial loss.
- Sustainability factors can pose risks to investments, for example: impact asset values, increased operational costs.
- There may be an insufficient number of buyers or sellers which may affect the funds ability to buy or sell securities.
- There are increased risks of investing in emerging markets as political, legal and operational systems may be less developed than in developed markets.
- Past performance is not a reliable indicator of future results. Returns may increase or decrease as a result of currency fluctuations. The value of investments and the income from them can go down as well as up and investors may lose all or a substantial portion of his or her investment.
- The value of the investments and the income from them will vary and there can be no assurance that the Fund will achieve its investment objectives.
- Investments may be in a variety of currencies and therefore changes in rates of exchange between currencies may cause the value of investments to decrease or increase. Furthermore, the value of investments may be adversely affected by fluctuations in exchange rates between the investor's reference currency and the base currency of the investments.

they are deemed liquid and not subject to significant risk of changes in values. **Dividend yield** is the ratio between how much a company pays out in dividends each year relative to its share price. **Information ratio** is the portfolio's alpha or excess return per unit of risk, as measured by tracking error, versus the portfolio's benchmark. **ISIN** is the international securities identification number (ISIN), a 12 digit code consisting of numbers and letters that distinctly identifies securities. **NAV** is the Net Asset Value per share of the Sub-Fund (NAV), which represents the value of the assets of a fund less its liabilities. **Number of holdings** provided are a typical range, not a maximum number. The portfolio may exceed this from time to time due to market conditions and outstanding trades. **R squared** measures how well an investment's returns correlate to an index. An R squared of 1.00 means the portfolio performance is 100% correlated to the index's, whereas a low r-squared means that the portfolio performance is less correlated to the index's. **Sharpe ratio** is a risk-adjusted measure calculated as the ratio of excess return to standard deviation. The Sharpe ratio determines reward per unit of risk. The higher the Sharpe ratio, the better the historical risk-adjusted performance. **Tracking error** is the standard deviation of the difference between the returns of an investment and its benchmark. **Volatility (Standard deviation)** measures how widely individual performance returns, within a performance series, are dispersed from the average or mean value. **Weighted average market capitalization** is an average of the market capitalization of stocks comprising a portfolio or index, adjusted by each stock's weight in the portfolio or index.

**INDEX INFORMATION**

The **FTSE EPRA Nareit Developed Net Total Return Index** is a free float-adjusted market capitalization weighted index designed to reflect the stock performance of companies engaged in specific aspects of the major real estate markets/regions of the developed world. The Blended Index performance shown is calculated using the FTSE EPRA Nareit Equally Weighted Between North American, European and Asian Regions Index from inception through 30 November 2007, then the FTSE EPRA Nareit Developed Real Estate (Net) Equally Weighted Between North American, European and Asian Regions Index from 1 December 2007 through 31 March 2021 and the FTSE EPRA Nareit Developed Net Total Return Index thereafter.

**DISTRIBUTION**

This material is only intended for and will be only distributed to persons resident in jurisdictions where such distribution or availability would not be contrary to local laws or regulations. It is the responsibility of any person in possession of this material and any persons wishing to make an application for Shares in pursuant to the Prospectus to inform themselves and observe all applicable laws and regulations of any relevant jurisdictions.

MSIM, the asset management division of Morgan Stanley (NYSE: MS), and its affiliates have arrangements in place to market each other's products and services. Each MSIM affiliate is regulated as appropriate in the jurisdiction it operates. MSIM's affiliates are: Eaton Vance Management (International) Limited, Eaton Vance Advisers International Ltd, Calvert Research and Management, Eaton Vance Management, Parametric Portfolio Associates LLC, and Atlanta Capital Management LLC.

In the EU, MSIM materials are issued by MSIM Fund Management (Ireland) Limited ("FMIL"). FMIL is regulated by the Central Bank of Ireland and is incorporated in Ireland as a private company limited by shares with company registration number 616661 and has its registered address at 24-26 City Quay, Dublin 2, DO2 NY19, Ireland.

Outside the EU, MSIM materials are issued by Morgan Stanley Investment Management Limited (MSIM Ltd) is authorised and regulated by the Financial Conduct Authority. Registered in England. Registered No. 1981121. Registered Office: 25 Cabot Square, Canary Wharf, London E14 4QA.

**Switzerland:** MSIM materials are issued by Morgan Stanley & Co. International plc, London (Zurich Branch) Authorised and regulated by the Eidgenössische Finanzmarktaufsicht ("FINMA"). Registered Office: Beethovenstrasse 33, 8002 Zurich, Switzerland. **Italy:** MSIM FMIL (Milan Branch), (Sede Secondaria di Milano) Palazzo Serbelloni Corso Venezia, 16 20121 Milano, Italy. **The Netherlands:** MSIM FMIL (Amsterdam Branch), Rembrandt Tower, 11th Floor Amstelplein 1 1096HA, Netherlands. **France:** MSIM FMIL (Paris Branch), 61 rue de Monceau 75008 Paris, France. **Spain:** MSIM FMIL (Madrid Branch), Calle Serrano 55, 28006, Madrid, Spain. **Germany:** MSIM FMIL Frankfurt Branch, Grosse Gallusstrasse 18, 60312 Frankfurt am Main, Germany (type: branch office (FDI) pursuant to Section 53b KWG).

**Dubai:** MSIM Ltd (Representative Office, Unit Precinct 3-7th Floor-Unit 701 and 702, Level 7, Gate Precinct Building 3, Dubai International Financial Centre, Dubai, 506501, United Arab Emirates. Telephone: +97 (0)14 709 7158).

This document is distributed in the Dubai International Financial Centre by Morgan Stanley Investment Management Limited (Representative Office), an entity regulated by the Dubai Financial Services Authority ("DFSA"). It is intended for use by professional clients and market counterparties only. This document is not intended for distribution to retail clients, and retail clients should not act upon the information contained in this document.

This document relates to a financial product which is not subject to any form of regulation or approval by the DFSA. The DFSA has no responsibility for reviewing or verifying any documents in connection with this financial product. Accordingly, the DFSA has not approved this document or any other associated documents nor taken any steps to verify the information set out in this document, and has no responsibility for it. The financial product to which this document relates may be illiquid and/or subject to restrictions on its resale or transfer. Prospective purchasers should conduct their own due diligence on the financial product. If you do not understand the contents of this document, you should consult an authorized financial adviser.

**Hong Kong:** This material is disseminated by Morgan Stanley Asia Limited for use in Hong Kong and shall only be made available to "professional investors" as defined under the Securities and Futures Ordinance of Hong Kong (Cap 571). The contents of this material have not been reviewed nor approved by any regulatory authority including the Securities and Futures Commission in Hong Kong. Accordingly, save where an exemption is available under the relevant law, this material shall not be issued, circulated, distributed, directed at, or made available to, the public in Hong Kong. **Singapore:** This material should not be considered to be the subject of an invitation for subscription or purchase, whether directly or indirectly, to the public or any member of the public in Singapore other than (i) to an institutional investor under section 304 of the Securities and Futures Act, Chapter 289 of Singapore ("SFA"); or (ii) otherwise pursuant to, and in accordance with the conditions of, any other applicable provision of the SFA. In particular, for investment funds that are not authorized or recognized by the MAS, units in such funds are not allowed to be offered to the retail public; any written material issued to persons as aforementioned in connection with an offer is not a prospectus as defined in the SFA and, accordingly, statutory liability under the SFA in relation to the content of prospectuses does not apply, and investors should consider carefully whether the investment is suitable for them. **Australia:** This material is provided by Morgan Stanley Investment Management (Australia) Pty Ltd ABN 22122040037, AFSL No. 314182 and its affiliates and does not constitute an offer of interests. Morgan Stanley Investment Management (Australia) Pty Limited arranges for MSIM affiliates to provide financial services to Australian wholesale clients. Interests will only be offered in circumstances under which no disclosure is required under the Corporations Act 2001 (Cth) (the "Corporations Act"). Any offer of interests will not purport to be an offer of interests in circumstances under which disclosure is required

under the Corporations Act and will only be made to persons who qualify as a "wholesale client" (as defined in the Corporations Act). This material will not be lodged with the Australian Securities and Investments Commission.

**IMPORTANT INFORMATION**

**EMEA:** This marketing communication has been issued by MSIM Fund Management (Ireland) Limited ("FMIL"). MSIM FMIL is regulated by the Central Bank of Ireland and is incorporated in Ireland as a private company limited by shares with company registration number 616661 and has its registered address at 24-26 City Quay, Dublin 2, DO2 NY19, Ireland.

This material contains information relating to the sub-funds of Morgan Stanley Investment Funds, a Luxembourg domiciled Société d'Investissement à Capital Variable. Morgan Stanley Investment Funds (the "Company") is registered in the Grand Duchy of Luxembourg as an undertaking for collective investment pursuant to Part 1 of the Law of 17th December 2010, as amended. The Company is an Undertaking for Collective Investment in Transferable Securities ("UCITS").

Applications for shares in the sub-funds should not be made without first consulting the current Prospectus, Key Information Document ("KID") or Key Investor Information Document ("KIID"), Annual Report and Semi-Annual Report ("Offering Documents"), or other documents available in your local jurisdiction which is available free of charge from the Registered Office European Bank and Business Centre, 6B route de Trèves, L-2633 Senningerberg, R.C.S.

Luxemburg B 29 192. In addition, all Italian investors should refer to the 'Extended Application Form', and all Hong Kong investors should refer to the 'Additional Information for Hong Kong Investors' section, outlined within the Prospectus. Copies of the Prospectus, KID or KIID, the Articles of Incorporation and the annual and semi-annual reports, in German, and further information can be obtained free of charge from the representative in Switzerland. The representative in Switzerland is Carnegie Fund Services S.A., 11, rue du Général-Dufour, 1204 Geneva. The paying agent in Switzerland is Banque Cantonale de Genève, 17, quai de l'Île, 1204 Geneva. The material has been prepared solely for informational purposes and does not constitute an offer or a recommendation to buy or sell any particular security or to adopt any specific investment strategy. Investors should be aware that a diversified strategy does not protect against a loss in a particular market.

Any index referred to herein is the intellectual property (including registered trademarks) of the applicable licensor. Any product based on an index is in no way sponsored, endorsed, sold or promoted by the applicable licensor and it shall not have any liability with respect thereto. The Fund is actively managed, and the management of the fund is not constrained by the composition of the Benchmark.

All investments involve risks, including the possible loss of principal. The material contained herein has not been based on a consideration of any individual client circumstances and is not investment advice, nor should it be construed in any way as tax, accounting, legal or regulatory advice. To that end, investors should seek independent legal and financial advice, including advice as to tax consequences, before making any investment decision.

The use of leverage increases risks, such that a relatively small movement in the value of an investment may result in a disproportionately large movement, unfavourable as well as favourable, in the value of that investment and, in turn, the value of the Fund.

Investment in the Fund concerns the acquisition of units or shares in a fund, and not in a given underlying asset such as building or shares of a company, as these are only the underlying assets owned.

**The information contained in this communication is not a research recommendation or 'investment research' and is classified as a 'Marketing Communication' in accordance with the applicable European or Swiss regulation. This means that this marketing communication (a) has not been prepared in accordance with legal requirements designed to promote the independence of investment research (b) is not subject to any prohibition on dealing ahead of the dissemination of investment research.**

MSIM has not authorised financial intermediaries to use and to distribute this material, unless such use and distribution is made in accordance with applicable law and regulation. MSIM shall not be liable for, and accepts no liability for, the use or misuse of this material by any such financial intermediary. If you are a distributor of the Morgan Stanley Investment Funds, some or all of the funds or shares in individual funds may be available for distribution. Please refer to your sub-distribution agreement for these details before forwarding fund information to your clients.

The whole or any part of this material may not be directly or indirectly reproduced, copied, modified, used to create a derivative work, performed, displayed, published, posted, licensed, framed, distributed or transmitted or any of its contents disclosed to third parties without the Firm's express written consent. This material may not be linked to unless such hyperlink is for personal and non-commercial use. All information contained herein is proprietary and is protected under copyright and other applicable law.

This material may be translated into other languages. Where such a translation is made this English version remains definitive. If there are any discrepancies between the English version and any version of this material in another language, the English version shall prevail.